

MOTTO
FUTURE SURFACES

SUPERIOR ENDURANCE



ANTICO
SERIES



800x1600mm

9mm Thickness


ABOUT US

Motto is one of the most dynamic & productive brands of the modern ceramic world that is brought to life by a Visionary person Mr. Mahendea Patel. Over the years the company has developed manifold. Since 2004 - the inception year, to today we have expanded our reach to national & international arenas with a capillary presence in more than 70+ countries with than 2500 satisfied customers.

Finest skills clubbed with state-of-the-art technology have helped us to carve a niche, which is stamped by authorities as we are ISO 9001:2018 Certified. Overall the company has marked its position as the leading Manufacturer, Exporter and Supplier of the exquisite Ceramic Porcelain Tiles for Wall & Floor.

www.mottogroup.in






MAGNIFICENCE MEETS VERSATILITY, AND CREATIVITY KNOWS NO BOUNDS.

Ignite your imagination with our extraordinary collection of tiles, each one a masterpiece in its own right. From the vibrant hues of our Marble series to the intricate patterns like the Mosaic Medley line, Motto tiles are designed to captivate and inspire.

Whether you're seeking a bold statement piece or a subtle accent, our amazing selection offers endless possibilities for creating a space that is truly unique and awe-inspiring. With an array of textures and finishes, our tiles add depth and dimension to any space.

www.mottogroup.in



Size
**800X
1600MM**

Thickness
9MM



THE ARTISTRY OF MARBLE CRAFTED FOR VARIED SURFACES

Motto Tiles are not just a functional aspect of your spaces; they can also be a stunning work of art. With our extraordinary collection of marble tiles, we bring you the epitome of elegance and sophistication. Our marble collection boasts a myriad of exquisite surfaces.

Each tile is meticulously crafted to showcase the natural beauty and unique patterns found in marble, making them a true statement piece for any space. Whether you prefer a polished finish that reflects light like a mirror or a honed finish that exudes a subtle matte charm.





EASY TO CLEAN

Matte surface tiles are exempt from frequent cleaning due to the best concealing of smudges and stains.

CHEMICAL RESISTANT

Our chemical-resistant tiles provide great durability against abrasion, anti-skid qualities for worker safety, and an attractive appearance.

SCRATCH RESISTANT

When it comes to the scratch resistance feature, it will win the top spot. A Matte surface prevents scratches.

FROST RESISTANT

Frost-resistant tiles are not damaged by extremely low temperatures. tile has the ability to endure freeze/thaw temperatures without significant harm.

STAIN RESISTANT

The most appealing aspect of matt finish tiles is that they require no maintenance.

APPLICATION AREAS



OFFICE
TABLE



STAIRCASE



TABLE
TOP



SHELVES



WALL



KITCHEN
COUNTER TOP



DINING
TABLE



DOOR / WINDOW
FRAME



LIVING
ROOM



FLOOR





Italian Technology



Thickness	End Less	Size	Available Finish
9mm	4 faces	800x1600mm	Steel, Carving Matt & Italian

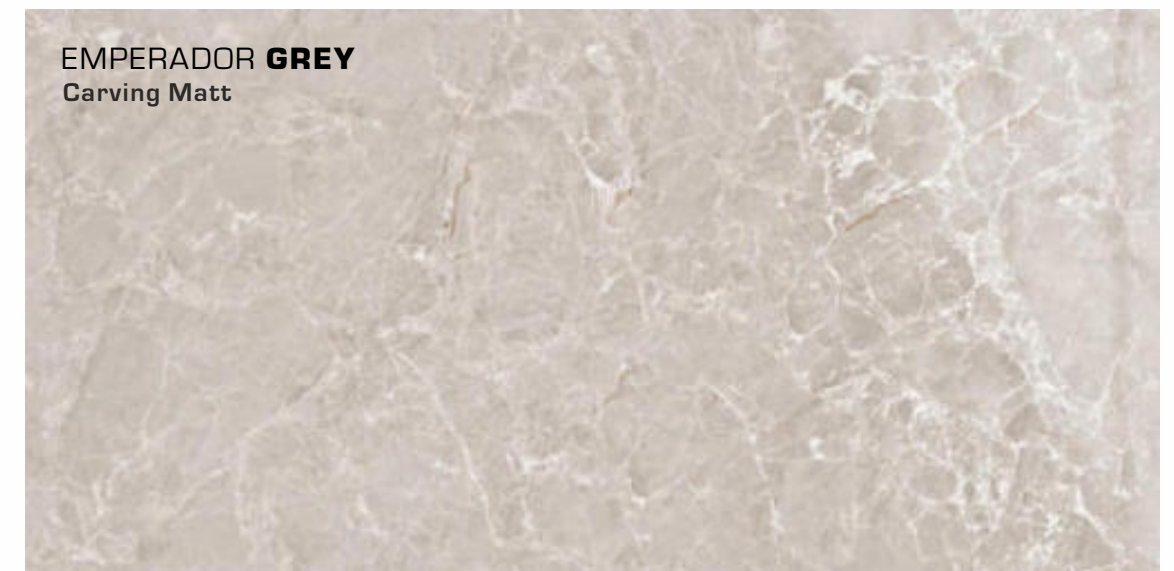


VEGA GREY
800x1600mm | Steel





VEGA SILVER
800x1600mm | Carving Matt



Thickness	End Less	Size	Available Finish
9mm	4 faces	800x1600mm	Steel, Carving Matt & Italian



EMPERADOR **GREY**

800x1600mm | Italian



Thickness	End Less	Size	Available Finish
9mm	4 faces	800x1600mm	Steel, Carving Matt & Italian




BOSCO GREY
800x1600mm | Italian





MIDAS BEIGE
800x1600mm | Steel





EMPERAFOR **BEIGE**
800x1600mm | Carving Matt





VEGA BEIGE
800x1600mm | Carving Matt

MOTTO
FUTURE SURFACES


ANTICO
SERIES




FLEXIBLE BODY

Italian Technology


STATUARIO **CLASSIC**
Steel



STATUARIO **CLASSIC**
Carving Matt



STATUARIO **CLASSIC**
Italian



Thickness	End Less	Size	Available Finish
9mm	3 faces	800x1600mm	Steel, Carving Matt & Italian



STATUARIO CLASSIC
800x1600mm | CARVING MATT

MOTTO
FUTURE SURFACES

ANTICO
SERIES



FLEXIBLE BODY

Italian Technology




STATUARIO **SUPREMO**
Steel

STATUARIO **SUPREMO**
Carving Matt

STATUARIO **SUPREMO**
Italian

Thickness	Random	Size	Available Finish
9mm	6 faces	800x1600mm	Steel, Carving Matt & Italian



STASUARIO SUPREMO
800x1600mm | Italian

MOTTO
FUTURE SURFACES

ANTICO
SERIES



FLEXIBLE BODY

Italian Technology




CLASSIC **CARRARA**
Steel




CLASSIC **CARRARA**
Carving Matt



CLASSIC **CARRARA**
Italian



Thickness	Random	Size	Available Finish
9mm	7 faces	800x1600mm	Steel, Carving Matt & Italian

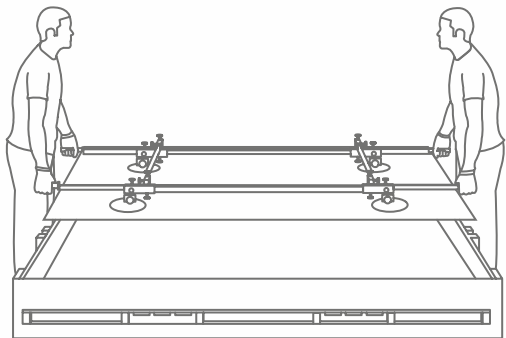
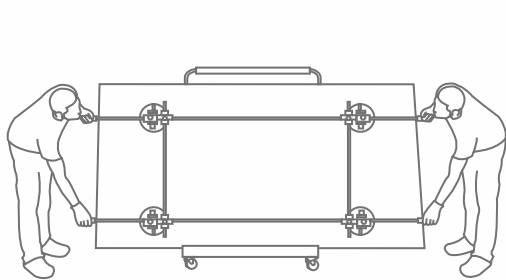


CLASSIC CARRARA
800x1600mm | Italian

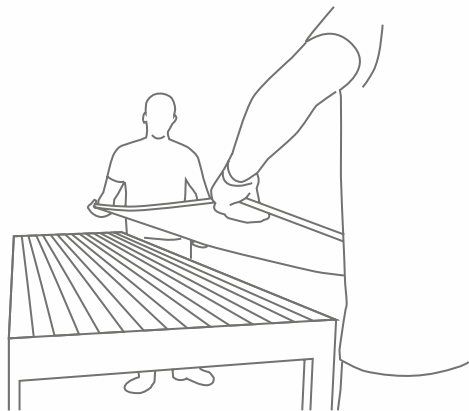
MANUALLY TRANSPORTING TILES

Only for 1/4" Slabs

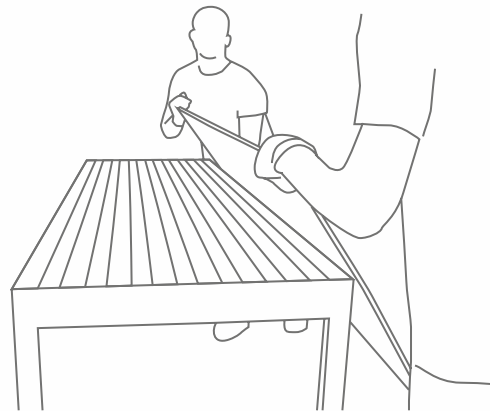
MOVING A TILE



RAISING A IMMODERATE TILE ONTO A BENCH

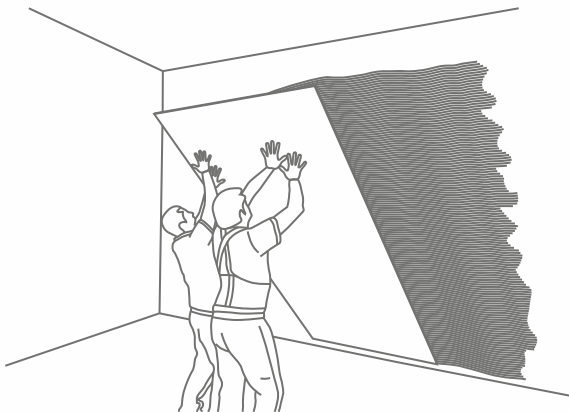


✗ INCORRECT

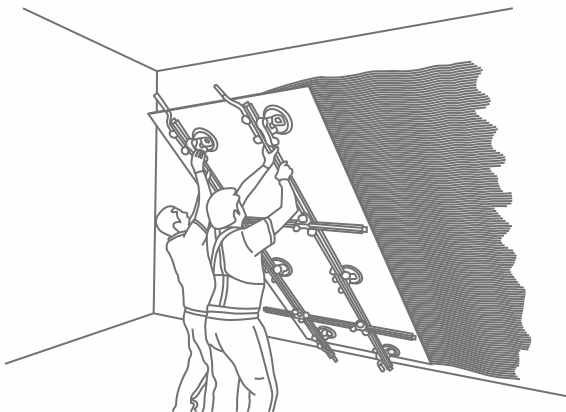


✓ CORRECT

HANDLING IMMODERATE TILE FOR WALL



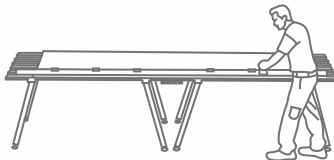
✗ INCORRECT



✓ CORRECT

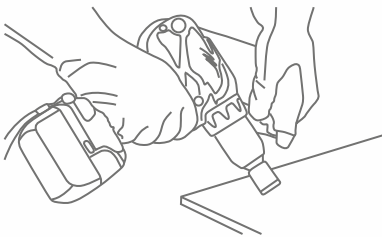
WORKING WITH THE VARIOUS VERSIONS OF TILES

CUTTING WITH DIAMOND DISCS



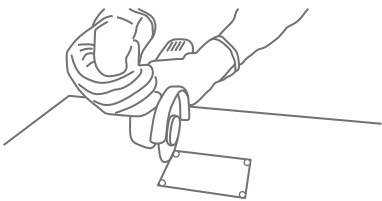
Our products can be cut using diamond discs fitted onto the hand-held electrical grinding machine. The speed of Disc rotation must be high (>10000 RPM) and should have a low feed rate (< 1 m/min). It may be required to cool the disc with water. Recommended discs are the thin types generally used for cutting porcelain stoneware. The surface should be kept on a FLAT base while cutting without any gap underneath

DRILLING



You can use cutting discs fitted to battery-operated screwdrivers or angle grinders, electrical drills as an alternative.

INTERNAL CUT / L-SHAPED CUT

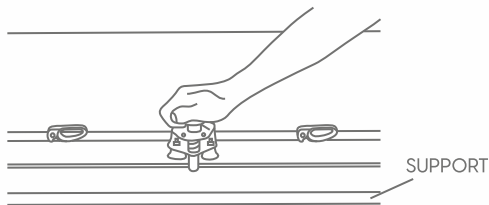
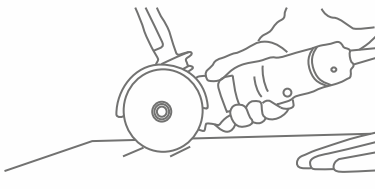


To get internal and L-shaped corners & to reduce the risk of breakage, round o the vertex of the internal corner using bits with a radius of at least 5mm. Then cut with diamond discs, be cautious to stop moving the cutting tool forward. To drill and cut using diamond discs, follow the instructions provided above.

When using these tools:

- Cool the point being drilled with water
- Don't put too much pressure and bear in mind the resistance of the type of laminated stoneware you are working on
- If you are using tungsten bits, start drilling at a low speed
- If you are using drills or screwdrivers, do not select hammering mode

EDGE-FINISHING




INSTRUCTIONS FOR MANUAL INSTALLATION

SINGLE LAYER METHOD



DOUBLE-LAYER METHOD



COMPRESSING THE TILE



IMPORTANT

All cutout corners must have a minimum diameter of 1/4".Never leave 90° angles.We recommend radiuses of more than 1/4" when the kitchen the design allows as it makes the countertop firmer.



✓ CORRECT



✗ INCORRECT



✗ INCORRECT



✗ INCORRECT

CLEANING & MAINTENCE

Our products are non porous (due to their high quality raw materials, stringent production parameters and state of the art technology), hence any dust or deposited waste cannot penetrate the surface.

For most cases only a damp cloth is sufficient for cleaning.

Regular cleaning highlights the aesthetic features of the surface and gives it exceptional shine.

For highly aggressive cleaning caused by some common food and substances follow the table below.

TYPE OF STAIN	CHEMICAL PRODUCT	EXAMPLE
Grease	Alkaline - Solvent	Detergent
Oil	Solvent	Ammonia, Backing Soda
Ink	Oxidant - Solvent	Alcohol, Liquid Bleach, Nail Paint Remover
Rust	Acid	Hydrochloric Acid, Vinegar, Red Harpic
Lime	Acid	Descaling Reagent, Hydro Chloric Acid
Cement	Acid	Hydro Chloric Acid
Wine	Alkaline	Ammonia, Liquid Bleach
Coffee	Alkaline - Solvent	Ammonia, Liquid Bleach
Rubber	Solvent	Alcohol, Thinner
Plaster	Acid	Hydro Chloric Acid
Candle Wax	Solvent	Alcohol, Thinner
Iodine	Oxidant	Liquid Bleach
Blood	Oxidant	Liquid Bleach
Ice Cream	Alkaline	Liquid Bleach

Note: It is recommended that any kind of stain needs to get clean immediately / as soon as possible.

TECHNICAL SPECIFICATIONS

CHARACTERISTIC	STANDARD AS PER ISO-13006/2018 En14411 gr.bla	MOTTO VALUE	TEST METHOD
Regulatory Properties			
Deviation in Length & Width	±0.5%	±0.2%	ISO 10545-2
Deviation in Thickness	±5%	±5%	ISO 10545-2
Straightness of Sides	±0.5%	±0.2%	ISO 10545-2
Rectangularity	±0.5%	±0.2%	ISO 10545-2
Surface Flatness	±0.5%	±0.3%	ISO 10545-2
Colour Difference	ΔE<1.00	ΔE<0.30	ISO 10545-16
Glossiness	As per Mfg.	As Per Mfg.	GlossMeter
Structural Properties			
Water Absorption	≤0.5 %	≤0.3 %	ISO 10545-3
Apparent Density	As Per Mfg.	>2.20 g/cc	ISO 10545-3
Massive Mechanical Properties			
Modulus of Repture	Min.35N/mm²	Min.40N/mm²	ISO 10545-4
Breaking Strength	Min. 1300 N	Min. 2000 N	ISO 10545-4
Impact Resistance	As per Mfg.	Min. 0.55	ISO 10545-4
Surface Mechanical Properties			
Surface Abrasion Resistance	As per Mfg.	Min. class 3	ISO 10545-7
Moh's Hardness	As per Mfg.	Min. class 4	BS EN 15771
Thermo Hygrometric Properties			
Frost Resistance	As Per Mfg.	Frost Proof	ISO 10545-12
Thermal Shock Resistance	Min. 10 Cycle	Min. 10 Cycle	ISO 10545-9
Moisture Expansion	Max. 0.6mm/m	Max. 0.02mm/m	ISO 10545-10
Thermal Expansion	Max. 9.0 x 10 ⁻⁶	Max. 6.0x10 ⁻⁶	ISO 10545-8
Chemical Properties			
Chemical Resistance	As Per Mfg.	No Damage	ISO 10545-13
Stain Resistance	Resistant	Resistant	ISO 10545-14
Safety Properties			
Slip Resistance	As per Mfg.	N. A.	DIN 51130
Fire Resistance	As per Mfg.	Fire Proof	N. A.

PACKING DETAILS

Dimension (mm)	No. of PC's/Box	Square Feet	Weight (Approx)
800x1600mm	2 Pcs.	27.5 Sq. Feet	53 Kg.

MOTTO
FUTURE SURFACES

MOTTO GROUP

8-A, National Highway, Sartanpar Road, At. Sartanpar,
Ta. Wankaner, Morbi - 363 621, Gujarat, INDIA

Mail. info@mottogroup.in, **Web.** www.mottogroup.in

Toll-free. 1800 123 2124

Call. +91 95123 80072